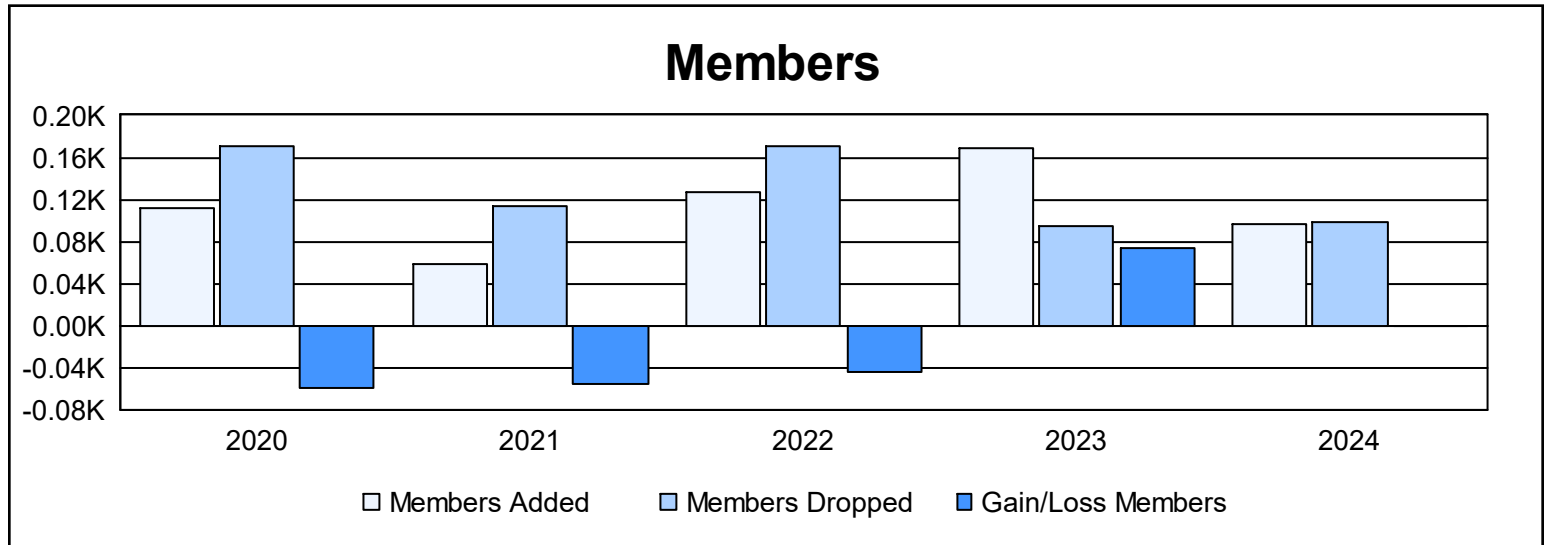
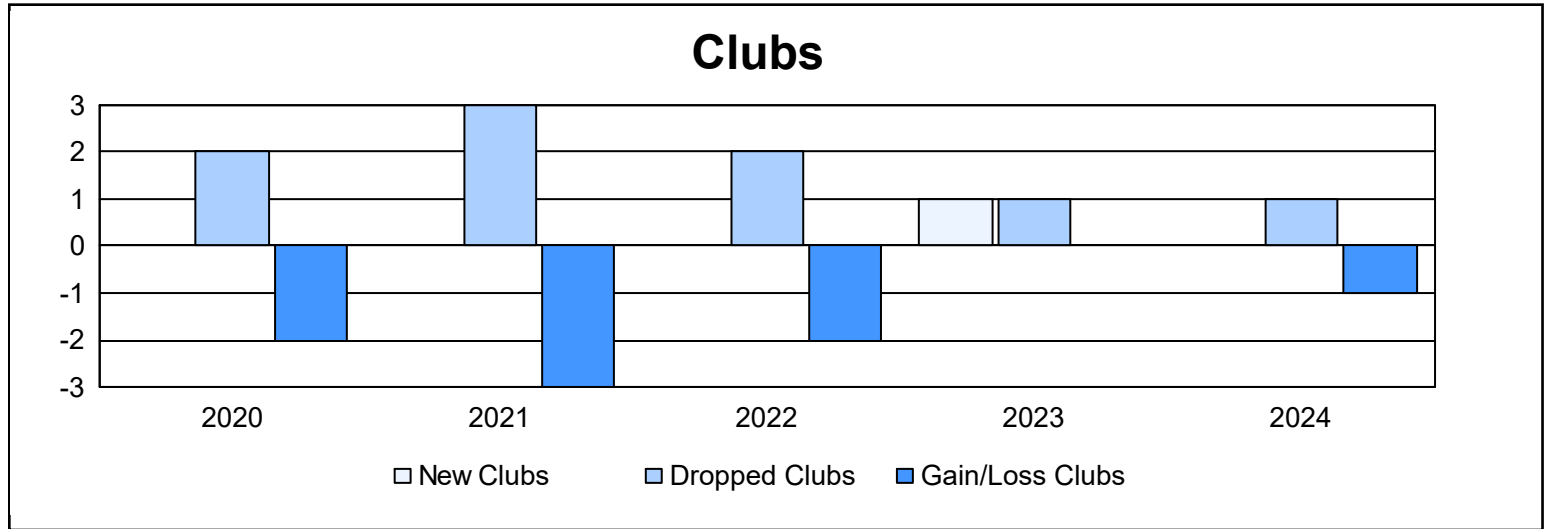
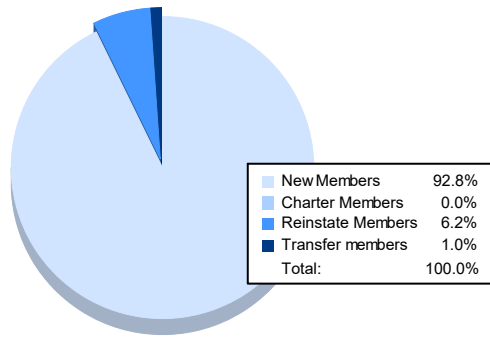


Year	New Clubs	Dropped Clubs	Gain/ Loss Clubs	New Members	Charter Members	Reinstate Members	Transfer Members	Total Member Added	Total Members Dropped	Gain/ Loss Members
2019-2020	0	2	-2	78	8	13	12	111	170	-59
2020-2021	0	3	-3	38	1	11	8	58	113	-55
2021-2022	0	2	-2	123	0	3	1	127	171	-44
2022-2023	1	1	0	119	38	2	10	169	95	74
2023-2024	0	1	-1	90	0	6	1	97	98	-1
<b>Average</b>	<b>0</b>	<b>2</b>	<b>-2</b>	<b>90</b>	<b>9</b>	<b>7</b>	<b>6</b>	<b>112</b>	<b>129</b>	<b>-17</b>



### Membership Composition June 2024 Cumulative



### Gender Composition June 2024 Cumulative

